

ALL ALUMINUM HEATING PLATE

# LCD SCREEN

## vacuum adsorption separator



Vacuum strong adsorption



## Product Usage



Model NO.	BST-B-856A
Name	Screen separator
Material	Aluminum alloy
G.W.	2.4kg
Power	400w
Voltage	AC220V/110V
Heating method	PTC heating
Use range	Within 7 inches



# All aluminum heating plate

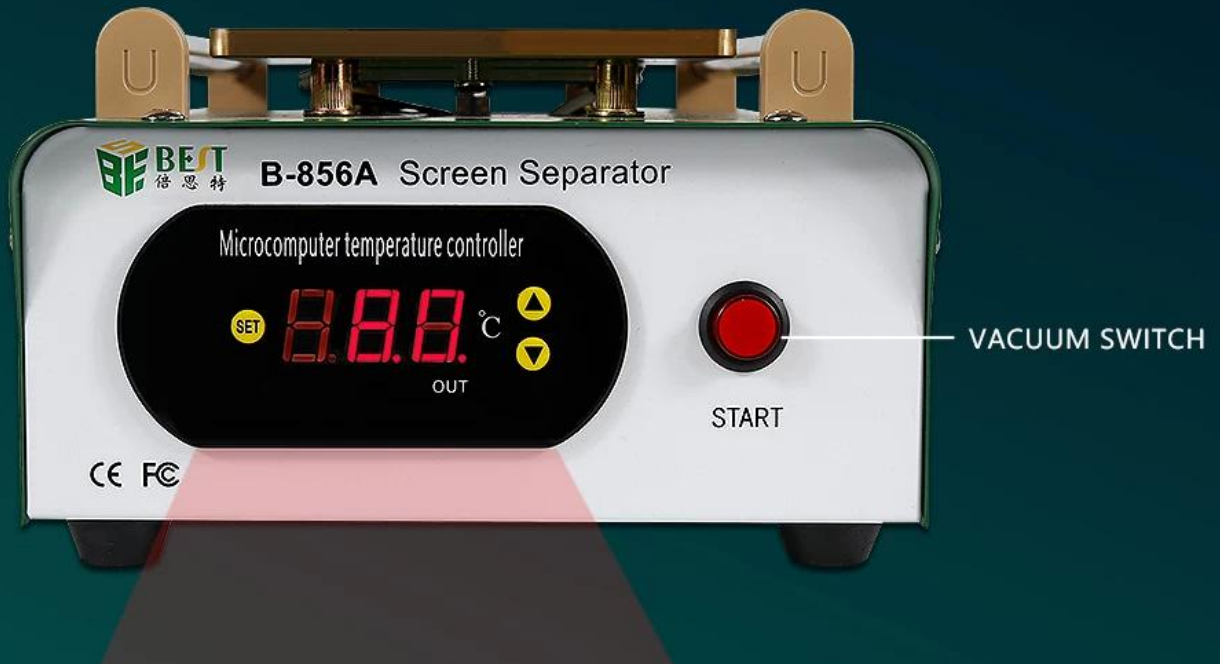



SEPARATE



# Product analysis

Support LCD screens below 7 inches





Setting key: Enter temperature adjustment mode

## INSTRUCTIONS

Press the "SET" button, the display number flashes to enter the temperature preset mode, press "▲" Or "▼" key to adjust the temperature up and down, preset the temperature and "SET" key to confirm.

### Tips:

When setting the temperature of the machine, it is recommended that the temperature be preset to 80°C. Too high temperature may damage the screen.

POWER INTERFACE

POWER SWITCH

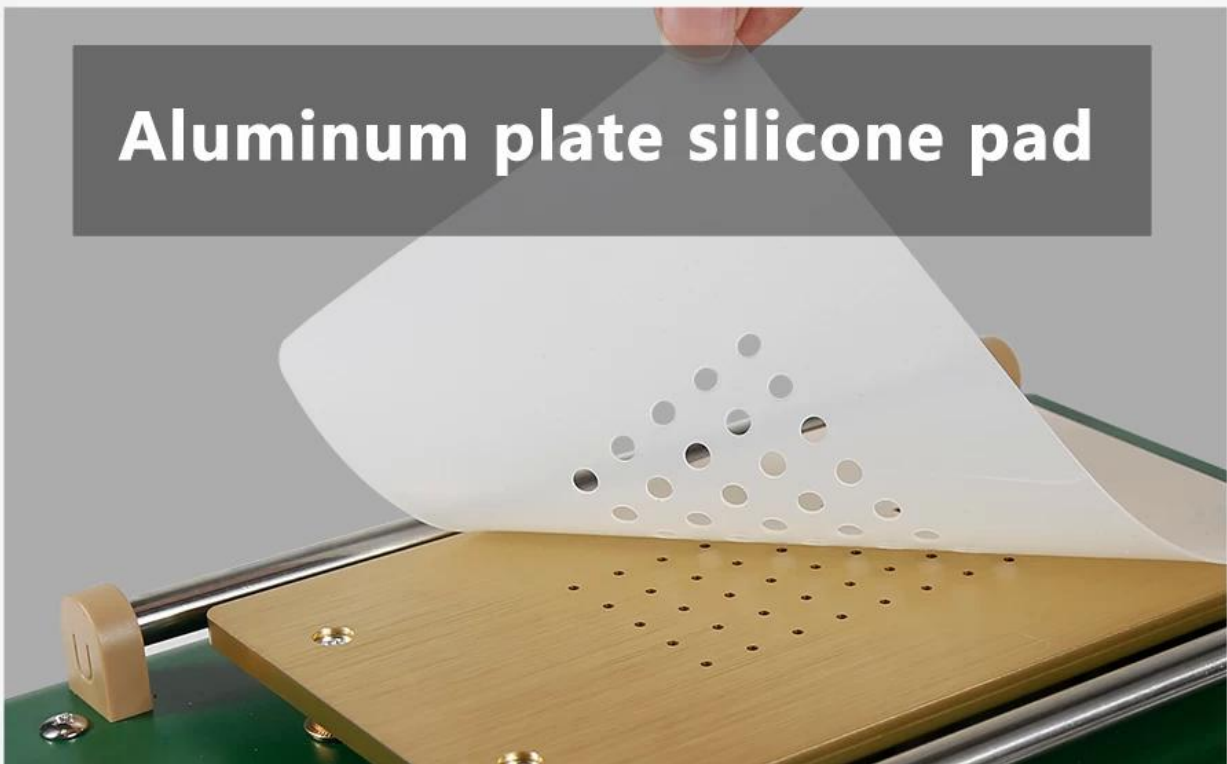


SEPARATE



# PRODUCT DETAILS

**Aluminum plate silicone pad**



**Cooling holes on both sides**





**Diamond wire  
roller**



**Vacuum adsorption pump**





# Product List

