

APPLICABLE TO A VARIETY OF MOBILE PHONE TYPES

Rotary Phone Screen Separator

Multi-purpose machine Detachable mobile phone with straight screen / curved screen / frame removal / frame / conventional separation





Simple operation



Precise
temperature control



Strong suction



Rapid heating



Built-in air pump



Intelligent
digital display

PRODUCT PARAMETERS



| | |
|------------------------|-------------------------------|
| Model | BST-918B |
| Name | Rotary Phone Screen Separator |
| Material | Aluminum alloy |
| Gross | 3.5kg |
| Power | 400w |
| Voltage | AC220V/240V 50/60HZ |
| Heating mode | PTC heating sheet |
| Scope of application | Within 7 inches |
| Product Size | 235*275*155mm |
| Adjustable temperature | 0-130℃ |



Sloping design



Left and right tilting design can prevent the liquid from flowing into the phone and hurting the cable



Left tilt 60°

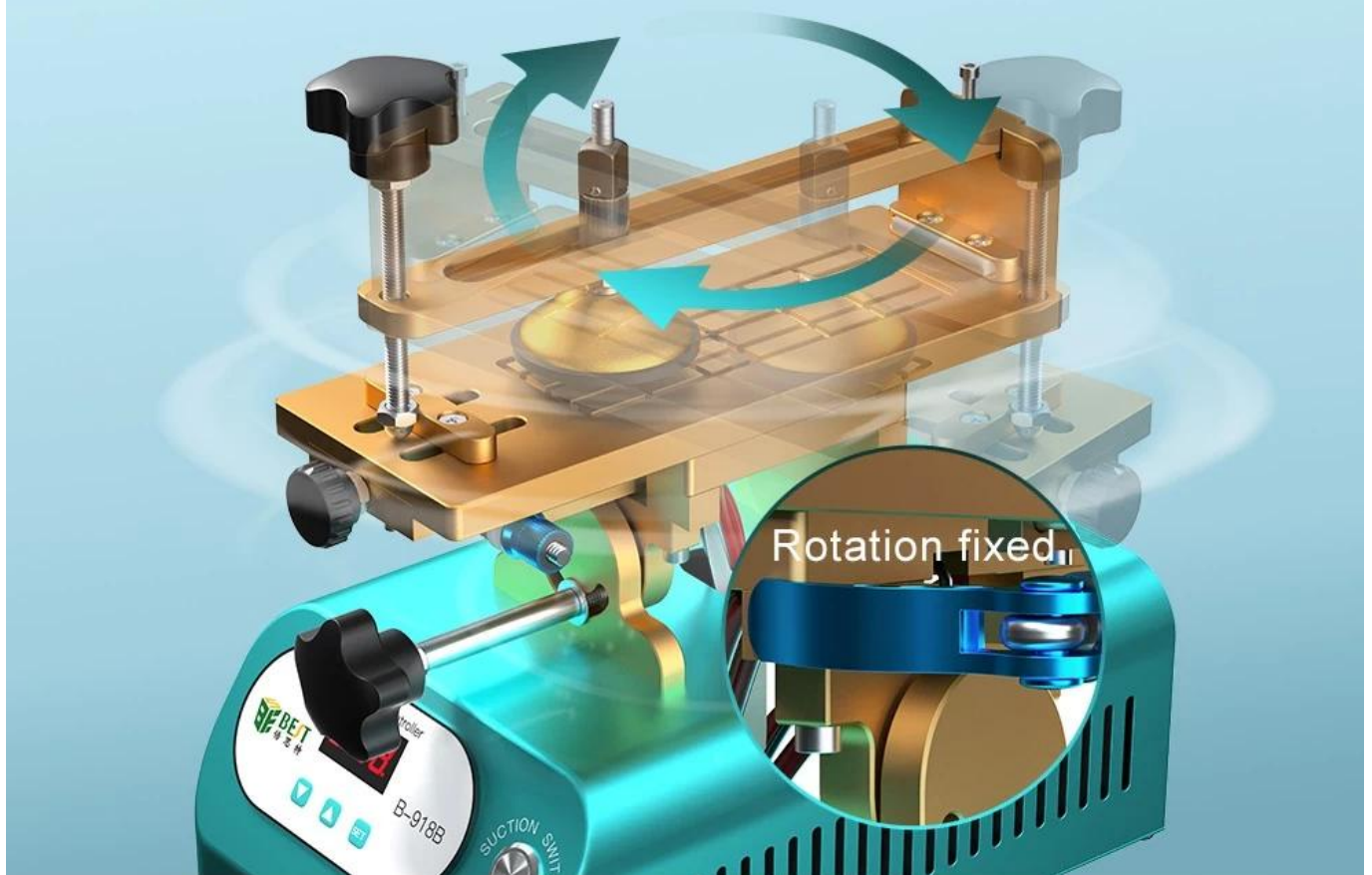


Right tilt 60°

360° free rotation



Built-in high-precision bearing, rotation without dead angle



Built-in dual air pump



The heating panel adopts one-piece molding process
Groove seal design, with double pump, stronger suction



All aluminum heating plate

...

Special heating aluminum material, uniform heating, safer and energy saving


Adjustable temperature: 0-130°C



The machine can be fixed for more stable use




There are metal sheets and screws on both sides to fix the machine, making the operation more stable



Aluminum plate silicone pad




Increase the adsorption force of the aluminum plate to make the vacuum suction more stable



Cooling holes on both sides

Heat dissipation holes on both sides effectively reduce the internal temperature of the fuselage



**Powerful suction cups to
easily disassemble the screen**

...

Scope: 7-inch screen



Extensive operation

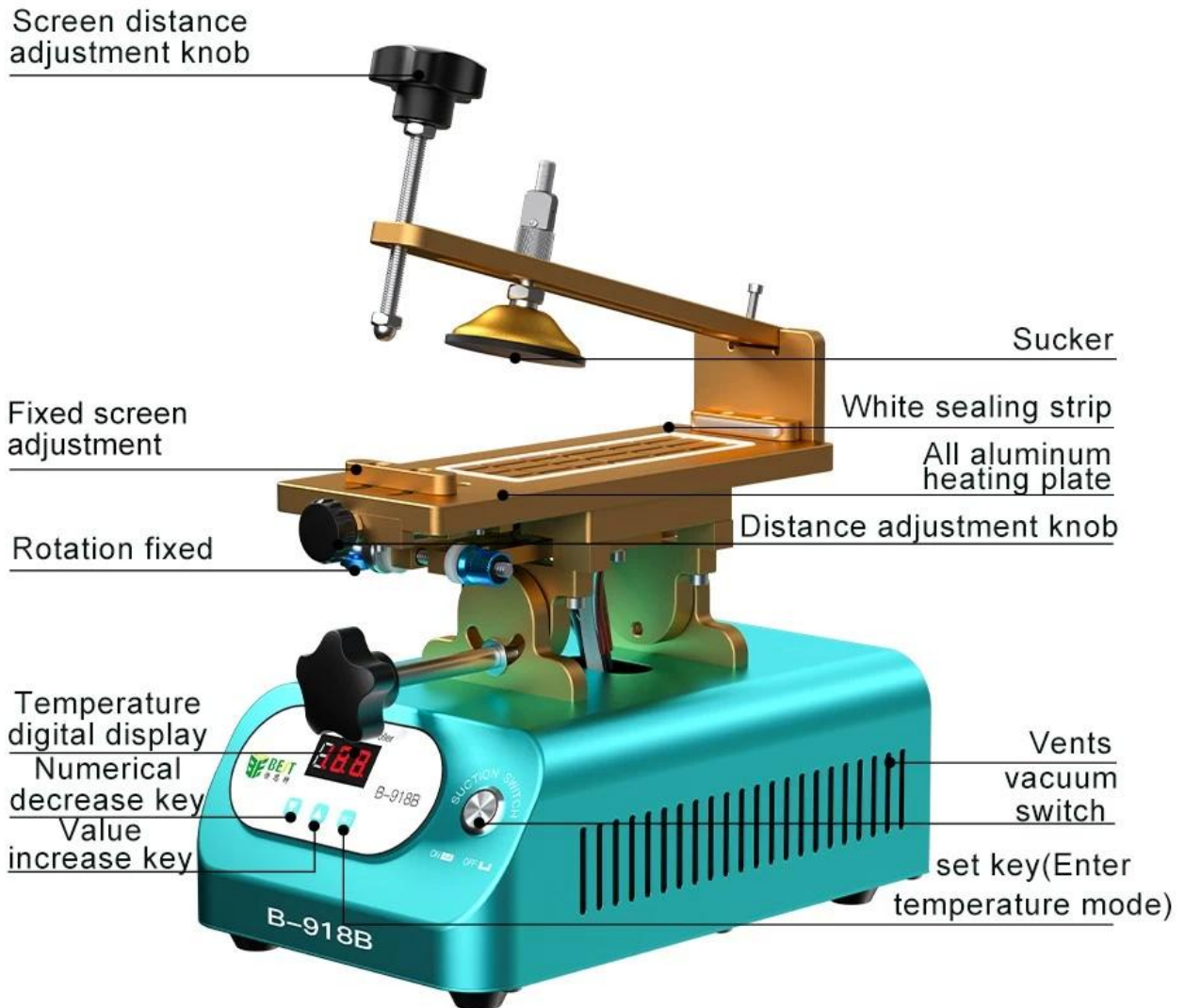


The bracket can be removed, which can be used for various screen separations, and the cutting is smooth.

Scope: 7-inch screen



Separator product analysis



INSTRUCTIONS

Press the "SET" button, the display number flashes to enter the temperature preset mode, press "▲" Or "▼" key to adjust the temperature up and down, preset the temperature and "SET" key to confirm.

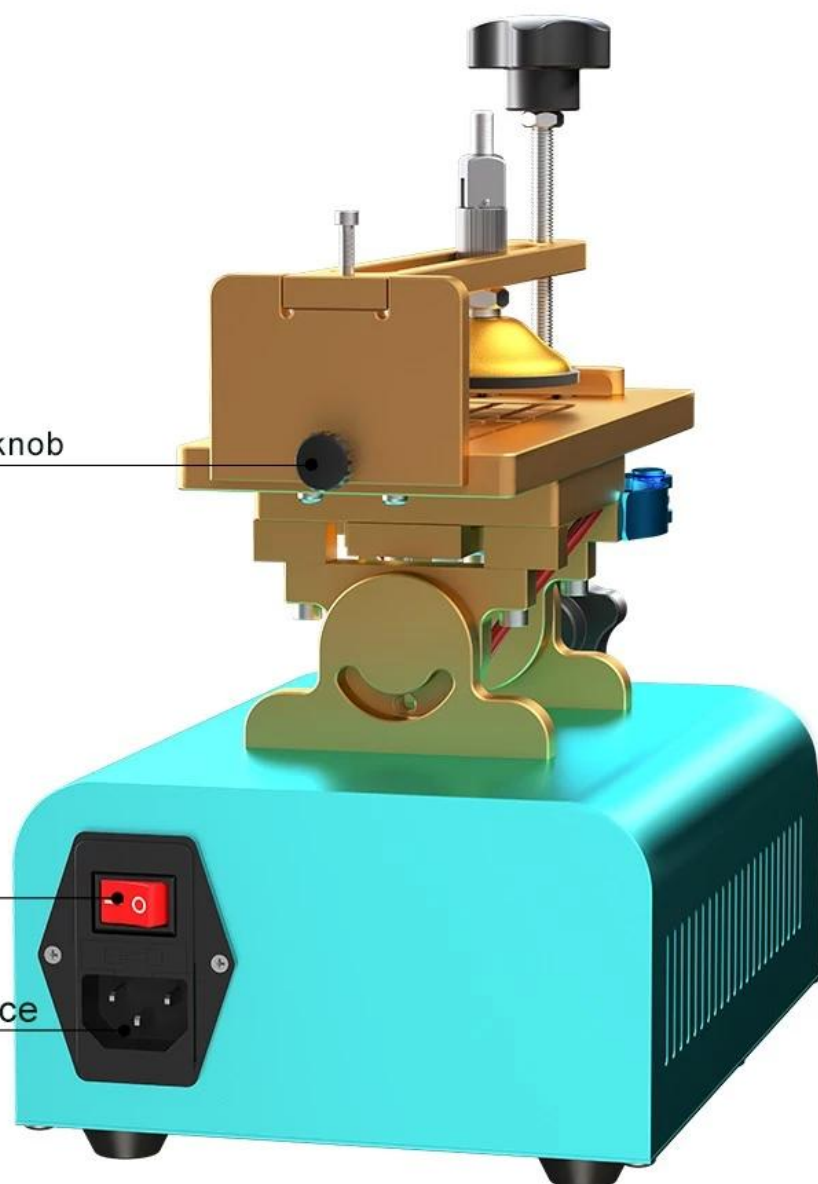
Tips:

When setting the temperature of the machine, it is recommended that the temperature be preset to 80°C. Too high temperature may damage the screen.


Fixed bracket knob

Switch

Power interface



Product Size



Product details



BST-918B host, sealing strip



Open screen
bracket, silicone pad



Power cord



Desktop Fixing Accessories