

# Features

SA-10 6

- 
- 
- PCB
- 
- 22swg
-

## Description

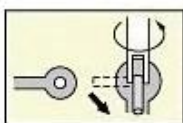


<b>Name:</b>	6 Sets to help welding tools	<b>Model:</b>	BST-SA-10
<b>Brands:</b>	BEST	<b>Material:</b>	With no magnetic
<b>Size:</b>	185mm	<b>Weight:</b>	85g
<b>Feature1:</b>	For machine repair, assembling, dismantle components, grinding, cleaning, and designed the tin		
<b>Feature2:</b>	Will of pressure, drilling, welding repair when pry, poke, cut, blow, hook, pull, roof,Brush... 12 kinds of demand centres in the six auxiliary too		
<b>Feature3:</b>	Used to install and repair circuit board, which are widely used in the welding of printed circuit board (PCB) assembly and repair work		

Size

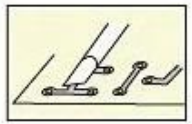


### BST-SA-10: Fork

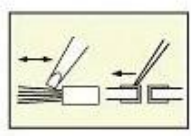


Fixed or adjust the components of the pins and connectors

# BST-SA-10: Knife

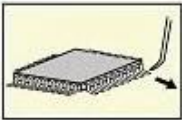


and

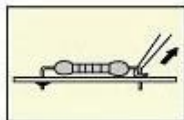


You can cut the copper connection on the printed circuit board

## BST-SA-10: Hook and Fork



and



You can hook up components of the pins and wires.

Fixed or adjust the components of the pins and connectors



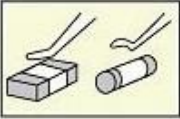
## BST-SA-10: Brush



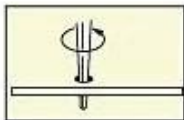
Before soldering, you can Clean dust and residue on the components

## BST-SA-10: Chip Hold



	
	<p>Small electronic components compaction, positioning after soldering circular element, element corresponding to the pressure head at ordinary times</p>

BST-SA-10: Awl



Clean or expanded pad holes



Picture

Positive



Side



Local



Local

