[illegible]

1.[illegible]
2. 2[illegible]
3. 5[illegible]
[illegible]
3.[illegible]
[illegible]
5. Det[illegible]200mm[illegible]
6.[illegible]

16[illegible]PC[illegible]
[illegible]DIY[illegible]
[illegible]

[illegible]CR-V[illegible]+ PVC[illegible]
[illegible]299mm * 155mm * 60mm
[illegible]0.98kg /[illegible]
[illegible]
[illegible]
1[illegible]×1041[illegible]
1[illegible]×107F[illegible]
5 * 8800℃[illegible]
1[illegible]* 50[illegible]
1[illegible]*[illegible]
1 *[illegible]
1[illegible]*[illegible]
2[illegible]*[illegible]
2[illegible]*[illegible]
1 *[illegible]

PRODUCT DISPLAY

PRODUCT SIZE



⚠ Warning

- This model is not insulated tools. Please use it when power off.

⚠ Attention

- To protect user safe, please use protective glasses.
- As the cut material will fly out, make sure no one beside you and no easy damaged things beside you, then begin working.
- This product is not a dedicated pressure equipment.
- When stored, please assure the blade at the closed state and can not be touched by children.
- Do not let the plier tip rub something.
- Please do not directly touch the blade part with hand.
- Do not use in cutting hard materials and steel wire, etc.
- Do not use the pliers above its cutting capability and coarse wire.

user manual:

- 1.Power socket should be used with a reliable grounding device. And before using, should check the voltage specification.
- 2.Soldering tip should be inserted into the bottom of the heating device.
- 3.For the first time used, the heating element maybe have some smoke which is normal phenomenon. After a few minites,the smoke willdisperse.
- 4.This product is prohibited used in wet environment.
- 5.In the working state, forbid dismount electric partes and other parts.
- 6.Please use natural Thermal Dissipated soldering support.

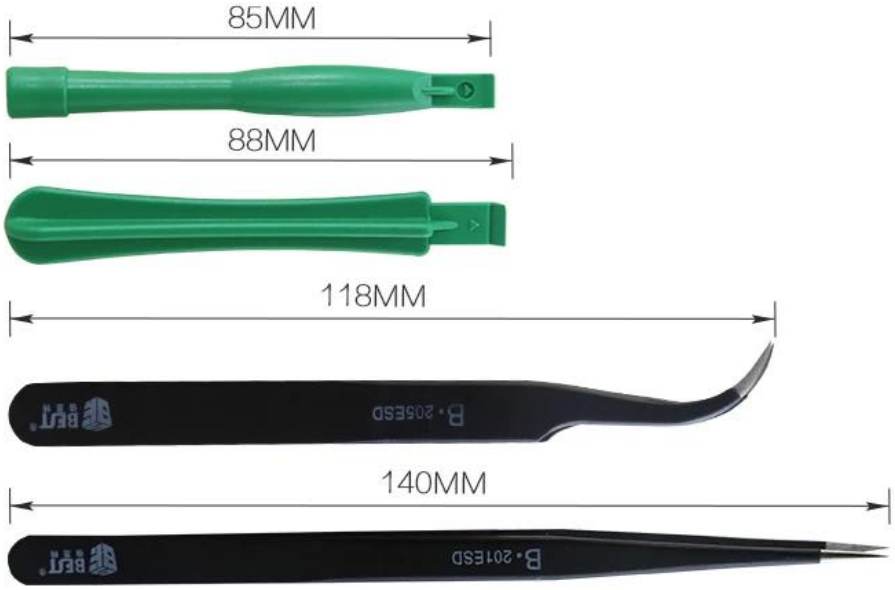
85MM
88MM
118MM
B•206ESD
140MM
B•201ESD

27MM
54MM

123MM

BEST -107F-1
128MM

189MM

PRODUCT PHOTOGRAPH



PRODUCT PACKAGING

WEIGHT:973.4G