


## Instructions for use:

1. The use of three removable card mouth the best card selection board position.
2. Adjustment of the upper and lower removable card get the best mouth width and intensity.
3. Can be screw fixed to the table since the power.
4. Mounted circuit board, we should, first one side of the first circuit board with a spring card into the mouth, then pushed back to another circuit board cards are placed in the activities block, fixed-screw, could work.

### PRODUCT DISPLAY

---




PRODUCT SIZE




## PRODUCT FEATURES


---



PRODUCT PHOTOGRAPH

---





PRODUCT PACKAGING

WEIGHT:235G



FRONT



BACK



SIDE