

材料

1. 鋁板 (1041 或 107F)
2. 2 吋鋁管 (107F)
3. 5 吋鋁管 (8800C)
4. 鋁管 (50 吋)
3. 鋁管 (50 吋)
- 鋁管 (50 吋)
5. 鋁管 (200mm); 鋁管 (200mm)
6. 鋁管 (200mm)

16 吋鋁管 (PC) 鋁管 (DIY) 鋁管

鋁管 (Cr-V) + PVC
鋁管 (299mm * 155mm * 60mm)
鋁管 (0.98kg / 吋)
鋁管 (1041 或 107F)
鋁管 (107F)
鋁管 (8800C)
鋁管 (50 吋)
1PCS *
1 吋 *
1 吋 *
2 吋 *
2 吋 * spudger
1 吋 *

A black zippered carrying case for electronic tools, laid flat to show its contents. The tools are organized by green fabric straps. On the left side, there's a pair of red-handled wire cutters labeled "ST-1041", a roll of silver solder labeled "99% QUALITY", and five screwdrivers with different bit types (Phillips, Torx, etc.) and handles (black, red, blue). In the center, a blue-handled soldering iron with a silver tip is visible, along with its power cord and a black cable. To the right, there's a blue-handled pair of pliers, a desoldering pump with a coiled metal tube, and a circular yellow sponge or pad. The case has a green zipper pull and a small metal latch at the bottom.

PRODUCT SIZE



2.0



PH000




PH0




T8



1.2





⚠ Warning

- ▶ This model is not insulated tools. Please use it when power off.

⚠ Attention



- ▶ To protect user safe, please use protective glasses.
- ▶ As the cut material will fly out, make sure no one beside you and no easy damaged things beside you, then begin working.
- ▶ This product is not a dedicated pressure equipment.
- ▶ When stored, please assure the blade at the closed state and can not be touched by children.
- ▶ Do not let the plier tip rub something.
- ▶ Please do not directly touch the blade part with hand.
- ▶ Do not use in cutting hard materials and steel wire, etc.
- ▶ Do not use the pliers above its cutting capability and coarse wire.



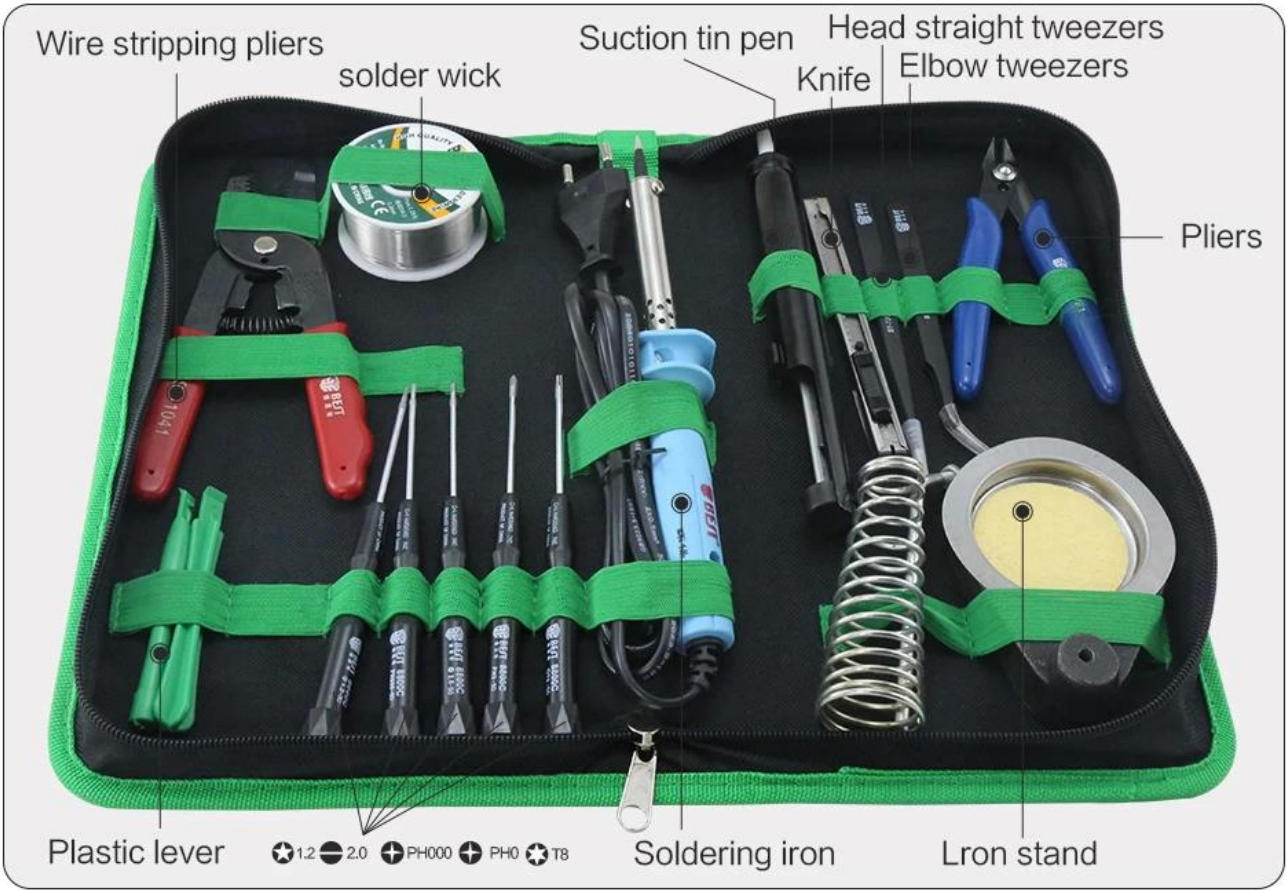


user manual:

- ▶ 1. Power socket should be used with a reliable grounding device. And before using, should check the voltage specification.
- ▶ 2. Soldering tip should be inserted into the bottom of the heating device.
- ▶ 3. For the first time used, the heating element maybe have some smoke which is normal phenomenon. After a few minites, the smoke will disperse.
- ▶ 4. This product is prohibited used in wet environment.
- ▶ 5. In the working state, forbid dismount electric partes and other parts.
- ▶ 6. Please use natural Thermal Dissipated soldering support.



PRODUCT PHOTOGRAPH



155MM

60MM

288MM

BEST
倍思特

BST-113B
Disassemble tool set for laptop

SHENZHEN JINLIYANG TECHNOLOGY CO., LTD.
MADE IN CHINA

CE