

Precision Electronics MOTHERBOARD CLEANER

Efficient cleaning

Environmentally friendly lead-free



3 seconds quick dry



Evaporates quickly without wiping



Environmental friendly

low conductivity

Quick dry

Clean








Fast penetration to remove dirt

Can quickly remove harmful substances such as dust, oil, metal dust, charged particles and corrosion stains.



src = "https://cdn.b2b.yjzw.net/files/96/img/2022/09/22/202209221557220179473.jpg" width = "100" />   

Motherboard cleaning steps



①

First put the circuit board in place, Put a sponge or foam pad underneath.

②

Use a brush to remove dust from the circuit board Or blow the dust ball to clean it up.



③

Then cooperate with brush cleaning (multiple cleaning methods such as ultrasonic, steam, foaming, spraying, hand washing, etc. can be used, ultrasonic cleaning time is 10-20 seconds, and drying time is within 3 minutes indoors)

