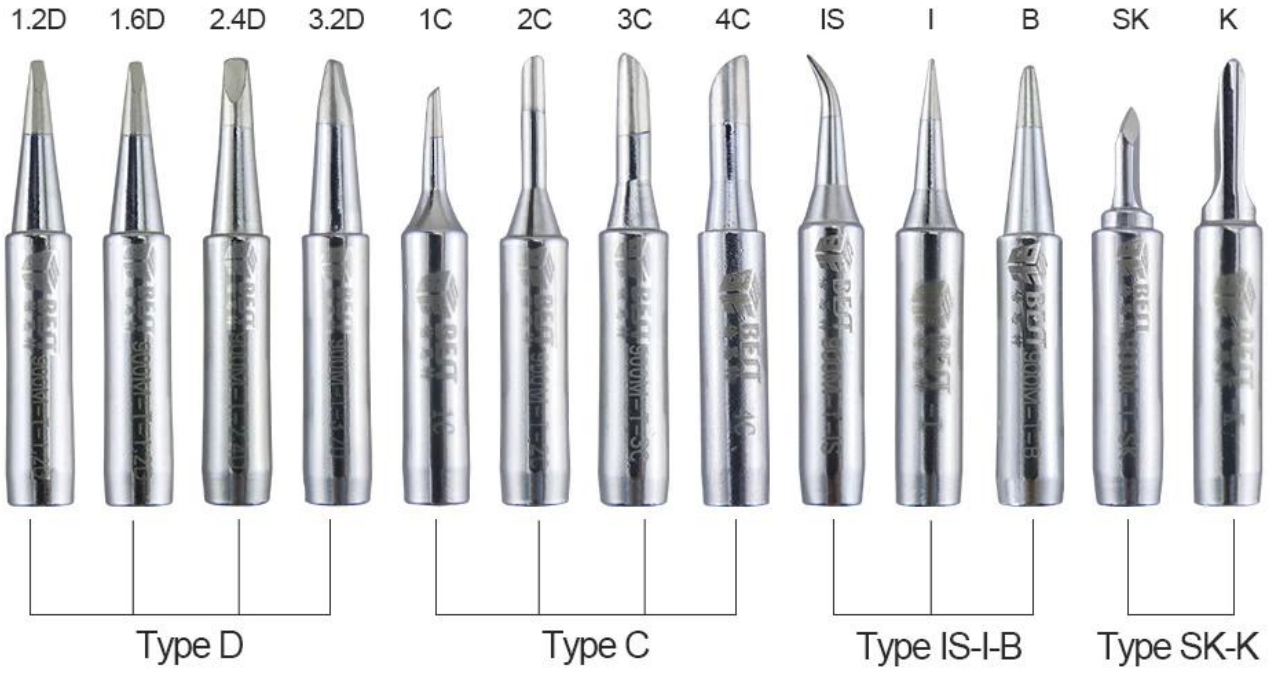


60W



10  
13

### PRODUCT DISPLAY




## PRODUCT DETAILS



### Type D

Features: Welded with the front part of the head

Application: suitable for the need for more than the amount of welding, such as: welding area, thick terminals, welding large welding environment.



### Type C

Features: The tip of the iron tip of the inclined part of the welding, suitable for the need for more than the amount of welding

Application: suitable for the need for more than the amount of welding, such as: welding area, thick terminals, welding large welding environment.





## Type IS-I-B

Features: Bent / round


Application: Applicable to fine welding,  
the case of small space



## Type SK-K

Features: Are multi-purpose

Applicable to SOJ, PLCC, SOP, QFP



PRODUCT PHOTOGRAPH



# PRODUCT PACKAGING

WEIGHT:63.7G



133MM

FRONT

69MM



BACK

## How to choose the right Iron tip



The correct choice of the size and shape of the tip is very important, the appropriate tip can make the work more efficient and increase the durability of the tip. The size of the tip and the heat capacity are directly related to the continuous welding, the use of the larger tip, the smaller the temperature drop. In addition, because the large soldering iron head heat capacity is higher, the relative use of welding can be relatively low temperature, the tip is not easy to oxidation, the relative extension of the service life. In general, the choice of the size of the tip does not affect the adjacent components as the standard. Choose to be able to fully contact with the welding geometric size, can improve the welding efficiency.

1, type I (pointed)

Features: tip tip tip;

Application: suitable for fine welding, or welding space is small, you can also modify the solder chip generated when the tin bridge.

2, type B (conical)

Features: B-type iron head without direction, the tip of the tip can be welded;

Application: suitable for general welding, regardless of the size of the solder joints, can use the B-type tip.

3, D type (one word approved Tsui shaped)

Features: welding part of the approved part;

Application: suitable for the need for more than the amount of welding, such as welding area, thick terminals, welding pad welding environment.

4, C type (horseshoe-shaped)

Features: with the tip of the tip of the tip of the welding, suitable for the need for more than the amount of welding;

Application: C-type tip application range and D-type soldering head similar to, such as welding area, thick terminals, welding large applicable.

5, K-type (knife-shaped)

Features: the use of blade-shaped part of the welding, vertical or pull welding can be welded, are multi-purpose tip;

Application: Applicable to SOJ, PLCC, SOP, QFP, power supply, grounding part of the components, to amend the tin bridge, connectors and other welding.