



□□□6 mm

□□4mm

□□□□□□□□

□□□50,000□□□□□□□□

SGS□□□□

900M-T-1C□900M-T-3C□900M-T-1.2D□900M-T-1.6D□900M-T-1.6D□900M-T-2.4D□900M-T-3.2D□900m-Ti□ 900M-TB□900M-TK.ETC□

936/937,850 / 852/853/878/898/902□□

PRODUCT DISPLAY




PRODUCT DETAILS



Type D

Features: Welded with the front part of the head


Application: suitable for the need for more than the amount of welding, such as: welding area, thick terminals, welding large welding environment.




Type C

Features: The tip of the iron tip of the inclined part of the welding, suitable for the need for more than the amount of welding

Application: suitable for the need for more than the amount of welding, such as: welding area, thick terminals, welding large welding environment.






Type K

Features: Are multi-purpose
 Applicable to SOJ, PLCC, SOP, QFP

Type IS-I-B

Features: Bent / sharp / round
 Application: Applicable to fine welding,
 the case of small space



PRODUCT PHOTOGRAPH





PRODUCT PACKAGING

WEIGHT:63.7G



FRONT

133MM

69MM



BACK

1. The new iron tip before use must be on the tin. So that avoid oxidation, rust and non-stick tin.
2. Usually welding, the temperature adjustment in the 250-350°C. Special welding, such as welding shield and so on, need to increase the temperature of welding. Please note that immediately adjustment back 250-350 degrees after welding. Otherwise, it easy to damage iron and iron tip.
3. When you used up iron, please first clean the iron tip in the wet sponge. Then put the iron tip on the tin. So this is not easy to make the iron tip black and Longer used life.
4. BEST is first gold-plated iron tip in China. Through the national testing to prove that iron tip through the gold-plated, surface oxidation is more than five times the traditional iron tip and used life is ten times more than domestic iron tips.

Environment Friendly Non-Pollution

How to choose the right Iron tip



The correct choice of the size and shape of the tip is very important, the appropriate tip can make the work more efficient and increase the durability of the tip. The size of the tip and the heat capacity are directly related to the continuous welding, the use of the larger tip, the smaller the temperature drop. In addition, because the large soldering iron head heat capacity is higher, the relative use of welding can be relatively low temperature, the tip is not easy to oxidation, the relative extension of the service life. In general, the choice of the size of the tip does not affect the adjacent components as the standard. Choose to be able to fully contact with the welding geometric size, can improve the welding efficiency.

1, type I (pointed)

Features: tip tip tip;

Application: suitable for fine welding, or welding space is small, you can also modify the solder chip generated when the tin bridge.

2, type B (conical)

Features: B-type iron head without direction, the tip of the tip can be welded;

Application: suitable for general welding, regardless of the size of the solder joints, can use the B-type tip.

3, D type (one word approved Tsui shaped)

Features: welding part of the approved part;

Application: suitable for the need for more than the amount of welding, such as welding area, thick terminals, welding pad welding environment.

4, C type (horseshoe-shaped)

Features: with the tip of the tip of the tip of the welding, suitable for the need for more than the amount of welding;

Application: C-type tip application range and D-type soldering head similar to, such as welding area, thick terminals, welding large applicable.

5, K-type (knife-shaped)

Features: the use of blade-shaped part of the welding, vertical or pull welding can be welded, are multi-purpose tip;

Application: Applicable to SOJ, PLCC, SOP, QFP, power supply, grounding part of the components, to amend the tin bridge, connectors and other welding.