

[BST - 113B 16](#)



1. 16pcs
2. 200mm
3. 5
- 4.
- 3.
- 4.
5. 200mm
- 6.

16pcs PC  
DIY



- Cr-V + PVC
- 299mm \* 155mm \* 60mm
- 0.98kg /
- 
- 
- 1pcs \* 1041
- 1pcs \* 107F
- 5 \* 8800C
- 1 \* 50g
- 1 \*
- 1 \* spudger
- 1 \*

PRODUCT DISPLAY



# PRODUCT SIZE



2.0



PH000




PH0



T8



1.2





**⚠ Warning**

- ▶ This model is not insulated tools. Please use it when power off.

**⚠ Attention**

- ▶ To protect user safe, please use protective glasses.
- ▶ As the cut material will fly out, make sure no one beside you and no easy damaged things beside you, then begin working.
- ▶ This product is not a dedicated pressure equipment.
- ▶ When stored, please assure the blade at the closed state and can not be touched by children.
- ▶ Do not let the plier tip rub something.
- ▶ Please do not directly touch the blade part with hand.
- ▶ Do not use in cutting hard materials and steel wire, etc.
- ▶ Do not use the pliers above its cutting capability and coarse wire.







#### user manual:

- ▶ 1.Power socket should be used with a reliable grounding device. And before using, should check the voltage specification.
- ▶ 2.Soldering tip should be inserted into the bottom of the heating device.
- ▶ 3.For the first time used, the heating element maybe have some smoke which is normal phenomenon. After a few minites,the smoke will disperse.
- ▶ 4.This product is prohibited used in wet environment.
- ▶ 5.In the working state, forbid dismount electric partes and other parts.
- ▶ 6.Please use natural Thermal Dissipated soldering support.





# PRODUCT PHOTOGRAPH





# PRODUCT PACKAGING

WEIGHT:973.4G

360MM



155MM  
60MM

288MM

